




ADF and UPM Cross Reference

(a.k.a. hm-zd and universal power module)

13 October 2004 revision 11.

Module Style	Connector Length and Description	Length (mm)	 Press-fit Termination	 Press-fit Termination	
4 pair Male	10 wafers	25	1469002-1	973031	
	17 wafer	42.5	n.p.n.	973011	
3 Pair Male	10 wafers	25	1469085-1	973027	
2 Pair Male	10 wafers	25	1469025-1	973056	
Right Angle Female 4 Pair	10 wafers	25	1469001-1	973032	400010*
	17 wafers	42.5	n.p.n.	973016	
Right Angle Female 3 Pair	10 wafers	25	1469081-1	973028	
Right Angle Female 2 Pair	10 wafers	25	1469028-1	973046	
Vertical Female 4 Pair	10 wafers	25		n.p.n.	n.p.n.
Right Angle Male 4 Pair	10 wafers	25	1469048-1	n.p.n.	n.p.n.
Right Angle Male 3 Pair	10 wafers	25	1469183-1	n.p.n.	n.p.n.
Right Angle Male 2 Pair	10 wafers	25	1469169-1	n.p.n.	n.p.n.
Vertical Female 3 blade UPM	3 receptacles		223995-2	114404	n.p.n.
Right Angle Male UPM	3 blades MLM		223963-1	114402	n.p.n.
Right Angle Male UPM	3 blades LLL		223961-1	114400	n.p.n.

* BroadsideTechnologies expects to have parts Q1-2005